

USM Haller

Accessories

1 USM Inos organizing drawer set

Available in graphite black or light gray. Freestanding or inserted on an extension shelf or in drawers.

2 USM Inos CD tray

Available in graphite black or light gray. Freestanding or inserted on an extension shelf or in drawers.

Inserts for 23 CDs
D: 500

Inserts for 14 CDs
D: 350

3 USM Inos DVD tray

Available in graphite black or light gray. Freestanding or inserted on an extension shelf.

Inserts for 16 DVDs
D: 500

Inserts for 9 DVDs
D: 350

4 USM Inos card-box set

Available in graphite black or light gray. Freestanding or inserted on an extension shelf or in drawers.

For drawers A5 or A6
D: 500

For drawers A4, A5 or A6
D: 350

5 USM Inos angled file trays

Available in graphite black or light gray. Inserted on an extension shelf or in drawers A6.

W: 750 / D: 500

W: 395 / D: 500

W: 750 / D: 350

6 USM hanging file baskets

Inserted on an extension shelf. Letter and legal size filing available.

W: 750 / D: 500

W: 750 / D: 350

7 USM metal box insert

Four-part box inserted in the extension shelves and extension doors with one or two dividers. Available in 14 standard colors. Details see page 71.

W: 750 / D: 500

W: 500 / D: 500

W: 750 / D: 350

W: 500 / D: 350

Door heights 175, 250 and 350

8 USM Inos box set C4

Available in graphite black or light gray. Freestanding or inserted on a shelf.

5 drawer box set open or closed front.

10 drawer box set open or closed front.

9 Book-ends for metal panels

Metal magnetic book-end in graphite black and light gray. Metal rail mounted to side panels with adjustable book-end frames.

10 Book-end for bookshelf panel

Metal sliding book-end in graphite black or light gray to be combined with the bookshelf panel.

11 Perforated metal waste basket

Available in graphite black and light gray.

Ø: 302 / H: 400

Available with a black plastic divider for recyclables.



1




2




3



4



5




6



7



8



9



10



11



USM Haller

Glass

1 Glass panel

Corner brackets available in black or chrome.

W: 750 / H: 500

W: 500 / H: 500

W: 395 / H: 500

W: 750 / H: 350

W: 500 / H: 350

W: 395 / H: 350

W: 350 / H: 350

W: 750 / H: 250

W: 500 / H: 250

W: 395 / H: 250

W: 350 / H: 250

W: 250 / H: 250

2 Glass divider shelf

Height adjustable. Mounts to metal side panels only.

W: 750 / D: 500

W: 500 / D: 500

W: 395 / D: 500

W: 750 / D: 350

W: 500 / D: 350

W: 395 / D: 350

W: 350 / D: 350

W: 750 / D: 250

W: 500 / D: 250

3 Lighting

2 watt LED warm white or cold white bulbs. Casing available in black or chrome.

Up to 15 bulbs per transformer.

W: 500

W: 350

W: 250

4 Glass doors

Designed with single-pane safety glass. Handle with or without lock. Hinges available in black or chrome.

W: 750 / H: 500

W: 500 / H: 500

W: 395 / H: 500

W: 750 / H: 350

W: 500 / H: 350

W: 395 / H: 350

W: 350 / H: 350

W: 750 / H: 250

W: 500 / H: 250

W: 395 / H: 250

W: 350 / H: 250

W: 250 / H: 250



1



2



3



4



